

NEWS RELEASE



MEDIA INQUIRIES:

Lorne Bozinoff, President
lbozinoff@forumresearch.com
416.960.9603

FOR IMMEDIATE RELEASE

Federal NDP maintains lead

NDP minority seen

TORONTO July 21st, 2015 - In a random sampling of public opinion taken by the Forum Poll™ among 1208 Canadian voters, more than a third will vote NDP if the next federal election were held today (34%), while the Liberals (29%) and the Conservatives (28%) tie for second place. Few will vote Green (4%), Bloc Quebecois (5%) or for any other party (1%).

These results represent stability since last week's poll (July 14, NDP - 34%, Liberals and Conservatives - 27% each). In Atlantic Canada, the Liberal stronghold, they lead (46%) and the NDP are second (29%) and the Conservatives third (25%). In Quebec, the NDP lead (38%) and the Liberals (19%), Conservatives (20%) and Bloc are tied up behind (20%). In battleground Ontario, The three parties are tied (Liberals - 33%, NDP and Conservatives - 31% each). The Conservatives dominate in Alberta (42%) while the NDP is second (32%). In BC, the NDP are dominant (43%) compared to the Conservatives (27%) and Liberals (23%).

Among those who think Canada has entered a recession, most will vote NDP (41%), while about half this proportion will vote for the Conservatives (18%) and just fewer for the Liberals (31%).

Fully one half of those who are voting for a different party this time than in 2011 will vote NDP (49%), while fewer will vote Liberal (31%) and very few will vote Conservative (11%).

Few pick Conservatives as second choice party

Just one sixth say they would vote for the Conservatives as their second choice (15%), while more than this will vote NDP (25%) or Liberal (23%) as their second choice. Conservatives are most likely to pick the Liberals as their second choice party (24%) rather than the NDP (21%). Liberals are overwhelmingly likely to pick the NDP second (54%) and the reverse is the case for the NDP (47% would vote Liberal second). Thus, the ceiling for the NDP vote is a total of 6-in-10 votes (59%), while the ceiling for the Liberal vote is one half (52%). The most votes the Conservatives could win would be 4-in-10 or so (43%).

NDP minority government if vote held today

If the election were held today, these results, projected up to a 338 seat house of commons, would yield an NDP minority government of 134 seats, 36 fewer than required for a majority. The Conservatives would claim 121 seat, the Liberals 78, the Bloc would seat four members and the Green Party would retain the leader's seat.

TORONTO


July 21st, 2015

HIGHLIGHTS:

- More than a third will vote NDP if the next federal election were held tomorrow (34%), while the Liberals (29%) and the Conservatives (28%) tie for second place.
- Just one sixth say they would vote for the Conservatives as their second choice (15%), while more than this will vote NDP (25%) or Liberal (23%) as their second choice.
- If the election were held today, these results, projected up to a 338 seat house of commons, would yield a minority government of 134 seats, 36 fewer than required for a majority.

180 Bloor Street W., #1400
Toronto, ON M5S 2V6
T 416.960.9600
F 416.960.9602

NEWS RELEASE



Leader approvals steady

Stephen Harper has the approval of 3-in-10 voters (31%), up slightly from last week (27%) and his net favourable rating continues to be a very negative -31 (-35 last week). Tom Mulcair now enjoys the approval of one half the electorate (50%) and has a very positive net of +26. Justin Trudeau has the approval of close to 4-in-10 (38%) and his net score is a neutral -6 (38% and -3 last week).

Conservatives, NDP tied in expectation of victory

About 3-in-10 voters expect either the Conservatives (30%) or the NDP (29%) to win the next election, followed by the Liberals at one quarter (24%).

Mulcair tops best PM list

Tom Mulcair is seen to make the best Prime Minister by 3-in-10 (29%), compared to about one quarter for Stephen Harper (25%) and a fifth for Justin Trudeau (20%). Close to one fifth of Liberal voters believe Mulcair would make the best PM (17%).

While jobs and growth leads issue list, ethics and transparency close behind

When asked what the most important issue will be in the upcoming election, the plurality, or one quarter, mention jobs and growth (26%). In second place, though, is ethics and transparency in government (17%), followed by pipelines and the environment and keeping taxes low (12% each). It should be noted that, in this exercise, jobs and growth is always seen as the most important issue, and the issue identified as next most important is actually key. In this case, ethics and transparency is an issue which reflects poorly against the incumbent party. Jobs/growth is a key issue for Conservative voters (34%) while less so for Liberals (26%) and New Democrats (23%). Key issues among New Democrat voters are pipelines and the environment (15%), ethics and transparency in government (22%) and time for a change (20%). For Liberals, time for a change (24%) and ethics and transparency are key (17%).

MEDIA INQUIRIES:

Lorne Bozinoff, President
lbozinoff@forumresearch.com
416.960.9603

TORONTO


July 21st, 2015

HIGHLIGHTS:

- Stephen Harper has the approval of 3-in-10 voters (31%).
- About 3-in-10 voters expect either the Conservatives (30%) or the NDP (29%) to win the next election, followed by the Liberals at one quarter (24%).
- Tom Mulcair is seen to make the best Prime Minister by 3-in-10 (29%), compared to about one quarter for Stephen Harper (25%) and a fifth for Justin Trudeau (20%).
- When asked what the most important issue will be in the upcoming election, the plurality, or one quarter, mention jobs and growth (26%).

180 Bloor Street W., #1400
Toronto, ON M5S 2V6
T 416.960.9600
F 416.960.9602

NEWS RELEASE



4-in-10 will switch vote from 2011

As many as 4-in-10 voters will support a different party this time than they did in the 2011 federal election (39%), and this is especially the case among those who plan to vote NDP this time (54%), as well as among those voting Liberal now (40%).

"We have entered a period where the status quo is likely to remain static at least until after the summer ends. Voters have changed their minds over the summer, and now see Tom Mulcair as the anti-Harper, rather than Justin Trudeau, who held this position most of last year. Justin was flavour of the month when he was fresh and unknown. Now he's no longer fresh, and is better known, he has lost some of his lustre. Basically, Tom Mulcair spent his time grinding away in the house, demonstrating commitment and competence, and it paid off, after almost three years. Voters now see him as the most competent leader in the country, and are willing to offer him their vote," said Forum Research President, Dr. Lorne Bozinoff.

Lorne Bozinoff, Ph.D. is the president and founder of Forum Research. He can be reached at lbozinoff@forumresearch.com or at (416) 960-9603.

MEDIA INQUIRIES:

Lorne Bozinoff, President
lbozinoff@forumresearch.com
416.960.9603


TORONTO July 21st, 2015

HIGHLIGHTS:

- As many as 4-in-10 voters will support a different party this time than they did in the 2011 federal election (39%).
- "We have entered a period where the status quo is likely to remain static at least until after the summer ends. Voters have changed their minds over the summer, and now see Tom Mulcair as the anti-Harper, rather than Justin Trudeau, who held this position most of last year. Justin was flavour of the month when he was fresh and unknown. Now he's no longer fresh, and is better known, he has lost some of his lustre. Basically, Tom Mulcair spent his time grinding away in the house, demonstrating commitment and competence, and it paid off, after almost three years. Voters now see him as the most competent leader in the country, and are willing to offer him their vote," said Forum Research President, Dr. Lorne Bozinoff.

180 Bloor Street W., #1400
Toronto, ON M5S 2V6
T 416.960.9600
F 416.960.9602

NEWS RELEASE



MEDIA INQUIRIES:

Lorne Bozinoff, President
lbozinoff@forumresearch.com
416.960.9603

TORONTO
July 21st, 2015

Methodology

The Forum Poll™ was conducted by Forum Research with the results based on an interactive voice response telephone survey of 1208 randomly selected Canadians 18 years of age or older. The poll was conducted on July 19-20th, 2015.

Results based on the total sample are considered accurate +/- 3%, 19 times out of 20. Subsample results will be less accurate. Margins of error for subsample (such as age, gender) results are available at www.forumresearch.com/samplestim.asp

Where appropriate, the data has been statistically weighted by age, region, and other variables to ensure that the sample reflects the actual population according to the latest Census data.

This research is not necessarily predictive of future outcomes, but rather, captures opinion at one point in time. Forum Research conducted this poll as a public service and to demonstrate our survey research capabilities. Forum houses its poll results in the Data Library of the Department of Political Science at the University of Toronto.

With offices across Canada and around the world, 100% Canadian-owned Forum Research is one of the country's leading survey research firms. This Forum Poll™ and other polls may be found at Forum's poll archive at www.forumresearch.com/polls.asp

180 Bloor Street W., #1400
Toronto, ON M5S 2V6
T 416.960.9600
F 416.960.9602

NEWS RELEASE



FORUM RESEARCH INC.

MEDIA INQUIRIES:

Lorne Bozinoff, President
 lbozinoff@forumresearch.com
 416.960.9603

Federal Party Preference Trending

[Decided/Leaning]

%	Sample	Cons	Lib	NDP	Green	Bloc	Other
July 21 st , 2015	1208	28	29	34	4	5	1
July 14 th , 2015	1251	27	27	34	5	7	1
July 8 th , 2015	1200	32	26	32	3	5	1
June 29 th , 2015	1221	27	29	32	4	6	1
June 23 rd , 2015	1268	28	28	36	2	5	1
June 16 th , 2015	1281	26	28	34	5	7	1
June 5 th , 2015	1156	31	32	28	5	3	1
May 14 th , 2015	1286	31	31	30	4	3	1
April 23 rd , 2015	977	35	31	23	6	5	1
April 16 th , 2015	1365	33	35	22	6	3	1
March 31 st , 2015	1239	31	34	23	5	5	1
March 14 th , 2015	1370	32	36	21	6	4	1
February 11 th , 2015	1018	32	39	17	5	4	1
January 27-28 th , 2015	1309	35	34	20	6	5	1
January 5-6 th , 2015	1650	33	37	20	5	4	1
Dec. 10-11 th , 2014	1560	33	41	17	5	3	1
Nov. 19-20 th , 2014	1442	33	36	18	8	4	1
Oct. 5-8 th , 2014	1504	34	38	19	4	4	1
Sept. 5 th , 2014	1267	34	40	18	3	4	1
August 18-19 th , 2014	1798	32	41	17	5	5	1
July 18 th , 2014	1624	28	44	18	3	5	1
June 16-17 th , 2014	1683	31	39	19	5	4	1
May 22 nd , 2014	1694	30	36	23	5	6	1
Apr 29 th , 2014	1572	30	39	20	4	6	1
Mar 25-28 th , 2014	1764	29	39	22	3	5	1
Feb. 18-19 th , 2014	1824	29	39	21	4	6	1
Jan. 23-24 th , 2014	1228	28	38	24	4	5	1
Jan. 17 th , 2014	1779	28	37	25	4	5	1
Dec. 12-13 th , 2013	1634	32	38	21	3	5	1
Nov. 12-13 th , 2013	1834	29	38	22	4	6	1
Oct. 23 rd , 2013	1007	28	40	20	5	6	1
Oct. 21-22 nd , 2013	1859	30	39	19	5	7	1
Sept 16-17 th , 2013	1527	31	36	21	4	7	1
August 24 th , 2013	1145	29	38	22	4	6	1
July 23 rd , 2013	1501	31	35	22	4	7	1
June 19 th , 2013	1420	30	38	20	4	6	0
May 21 st – 22 nd , 2013	1709	27	44	20	3	4	1
April 15 th , 2013	1764	30	43	19	2	5	1
April 2 nd , 2013	1269	29	33	25	6	5	1

TORONTO
July 21st, 2015

180 Bloor Street W., #1400
 Toronto, ON M5S 2V6
 T 416.960.9600
 F 416.960.9602

NEWS RELEASE



FORUM RESEARCH INC.

MEDIA INQUIRIES:

Lorne Bozinoff, President
 lbozinoff@forumresearch.com
 416.960.9603

Seat Distribution Projection Trending

%	Cons	Lib	NDP	Green	Bloc	Other
July 21 st , 2015	121	78	134	1	4	0
July 14 th , 2015	107	79	132	1	19	0
July 8 th , 2015	155	59	120	1	2	1
June 29 th , 2015	104	106	119	1	8	0
June 23 rd , 2015	116	65	149	1	3	0
June 16 th , 2015	112	86	120	1	18	1
June 5 th , 2015	151	101	83	1	1	1
May 14 th , 2015	131	95	111	1	0	0
April 23 rd , 2015	146	101	77	1	12	1
April 16 th , 2015	142	137	58	1	0	0
March 31 st , 2015	129	125	65	1	17	1
March 14 th , 2015	130	138	65	1	4	0
February 10 th , 2015	112	194	30	1	1	0
January 27-28 th , 2015	145	125	61	1	5	1
January 5-6 th , 2015	137	126	70	1	0	1

Switch from 308 to 338 seat distribution

Dec. 10-11 th , 2014	109	164	34	1	0	0
Nov. 19-20 th , 2014	125	124	52	1	6	0
Oct. 5-8 th , 2014	132	130	44	1	1	0
Sept. 5 th , 2014	113	162	30	1	2	0
August 18-19 th , 2014	110	142	51	1	4	0
July 18 th , 2014	84	192	30	1	1	0
June 16-17 th , 2014	109	142	53	1	3	0
May 22 nd , 2014	111	110	75	1	11	0
Apr 29 th , 2014	100	158	39	1	10	0
Mar 25-28 th , 2014	99	159	40	1	9	0
Feb. 18-19 th , 2014	100	134	51	1	22	0
Jan. 23-24 th , 2014	104	132	65	1	6	0
Jan. 17 th , 2013	111	130	61	1	5	0
Dec. 12-13 th , 2013	110	147	48	1	2	0
Nov. 12-13 th , 2013	108	134	53	1	12	0
Oct. 23 rd , 2013	104	146	47	1	10	0
Oct. 21-22 nd , 2013	106	147	33	1	21	0
Sept 16-17 th , 2013	121	102	45	1	39	0
August 24 th , 2013	107	127	63	1	10	0
July 23 rd , 2013	129	120	44	1	14	0
June 19 th , 2013	113	150	39	1	5	0
May 21 st , 2013	77	192	37	1	1	0
April 15 th , 2013	99	170	35	1	3	0
April 2 nd , 2013	119	117	65	1	6	0
March 6 th -7 th , 2013	125	88	76	1	18	0
Feb 6 th , 2013	129	86	81	1	11	0

TORONTO
July 21st, 2015

180 Bloor Street W., #1400
 Toronto, ON M5S 2V6
 T 416.960.9600
 F 416.960.9602

NEWS RELEASE



MEDIA INQUIRIES:

Lorne Bozinoff, President
lbozinoff@forumresearch.com
416.960.9603

Expected Federal Election Party Winner

%	Sample	Cons	Lib	NDP	Green	Bloc	Other
July 21 st , 2015	1208	30	24	29	2	2	2
July 14 th , 2015	1251	27	24	28	3	3	3
July 8 th , 2015	1200	30	24	28	3	3	1
June 29 th , 2015	1221	30	27	26	3	3	1
June 23 rd , 2015	1268	29	25	27	2	3	-
June 16 th , 2015	1281	30	26	25	2	3	-
June 5 th , 2015	1156	31	31	18	3	2	-
May 14 th , 2015	1286	32	30	20	2	2	-
April 16 th , 2015	1365	36	37	10	3	3	-
March 31 st , 2015	1239	35	36	11	3	2	13
January 28 th , 2015	1382	36	37	9	3	3	12
January 6 th , 2015	1741	34	38	8	4	2	13

TORONTO

July 21st, 2015

180 Bloor Street W., #1400
Toronto, ON M5S 2V6
T 416.960.9600
F 416.960.9602

NEWS RELEASE



FORUM RESEARCH INC.

MEDIA INQUIRIES:

Lorne Bozinoff, President
 lbozinoff@forumresearch.com
 416.960.9603

TORONTO
July 21st, 2015

Federal Vote Preference

'If a federal election were held today, which party are you most likely to vote for?' + 'Even though you may not have made up your mind, which party are you leaning towards at this time?'

[Decided/Leaning]

Age / Gender

%	Total	18-34	35-44	45-54	55-64	65+	Male	Female
Sample	1156	200	144	205	281	326	619	537
Conservative	28	23	24	32	26	37	31	25
Liberal	29	30	32	28	29	27	26	33
New Democratic	34	34	37	32	37	29	34	34
Green	4	6	3	3	4	2	3	4
Bloc Quebecois	5	7	4	5	4	4	6	5
Other	1	1	1	1	1	1	1	1

Region

%	Total	Atl	Que	ON	Man/Sask	AB	BC	English	French
Sample	1156	94	291	430	49	136	156	896	260
Conservative	28	25	20	31	21	42	27	30	18
Liberal	29	46	19	33	53	20	23	32	19
New Democratic	34	29	38	31	22	32	43	32	38
Green	4	0	2	4	3	3	6	4	3
Bloc Quebecois	5	0	20	0	0	0	0	0	22
Other	1	0	1	1	1	2	2	1	1

Past Federal Vote

%	Total	Conservative	Liberal	NDP	Green	Bloc	Other Parties
Sample	1156	402	254	193	45	63	54
Conservative	28	62	8	6	4	11	14
Liberal	29	16	58	23	17	7	22
New Democratic	34	18	30	65	53	26	52
Green	4	2	2	3	23	0	3
Bloc Quebecois	5	1	2	3	3	54	0
Other	1	1	0	0	1	1	10

180 Bloor Street W., #1400
 Toronto, ON M5S 2V6
 T 416.960.9600
 F 416.960.9602

NEWS RELEASE



FORUM RESEARCH INC.

MEDIA INQUIRIES:

Lorne Bozinoff, President
lbozinoff@forumresearch.com
416.960.9603

Canada in Recession

%	Total	Yes	No	Don't know
Sample	1208	693	349	166
Conservative	26	17	41	33
Liberal	28	29	26	27
New Democratic	32	39	21	27
Green	3	3	3	3
Bloc Quebecois	5	5	5	2
Other	1	1	1	1
Undecided	5	5	3	7

Vote Differently from 2011

%	Total	Plan to vote for a different party	not plan to vote for another party	Don't know
Sample	1208	459	534	175
Conservative	26	10	42	21
Liberal	28	30	24	35
New Democratic	32	46	25	18
Green	3	5	2	5
Bloc Quebecois	5	3	7	1
Other	1	1	0	2
Undecided	5	5	0	18

TORONTO
July 21st, 2015

180 Bloor Street W., #1400
Toronto, ON M5S 2V6
T 416.960.9600
F 416.960.9602

NEWS RELEASE



FORUM RESEARCH INC.

MEDIA INQUIRIES:

Lorne Bozinoff, President
lbozinoff@forumresearch.com
416.960.9603

Second Choice

'Which party would be your second choice?'

[Has First Choice]

Age / Gender

%	Total	18-34	35-44	45-54	55-64	65+	Male	Female
Sample	1156	200	144	205	281	326	619	537
Conservative	15	18	14	13	14	14	14	16
Liberal	23	20	25	20	30	25	25	22
New Democratic	25	21	23	30	25	29	25	26
Green	15	21	13	17	11	12	16	15
Bloc Quebecois	5	4	6	4	6	5	4	6
Other Parties	7	9	8	7	7	4	9	5
Undecided	9	6	11	10	8	12	7	11

Region

%	Total	Atl	Que	ON	Man/Sask	AB	BC	English	French
Sample	1156	94	291	430	49	136	156	896	260
Conservative	15	6	13	17	10	19	18	15	14
Liberal	23	26	20	24	22	26	25	25	19
New Democratic	25	32	27	26	27	21	20	25	26
Green	15	13	9	16	29	12	25	17	9
Bloc Quebecois	5	0	19	0	0	0	0	0	21
Other Parties	7	8	6	6	10	15	4	8	6
Undecided	9	16	6	11	3	7	8	10	6

TORONTO
July 21st, 2015

180 Bloor Street W., #1400
Toronto, ON M5S 2V6
T 416.960.9600
F 416.960.9602

NEWS RELEASE



FORUM RESEARCH INC.

MEDIA INQUIRIES:

Lorne Bozinoff, President
lbozinoff@forumresearch.com
416.960.9603

TORONTO
July 21st, 2015

Stephen Harper Approval

'Do you approve or disapprove of the job Stephen Harper is doing as Prime Minister?'

[All Respondents]

Age / Gender

%	Total	18-34	35-44	45-54	55-64	65+	Male	Female
Sample	1208	209	148	219	294	338	646	562
Approve	31	29	28	29	30	39	32	29
Disapprove	62	65	63	63	63	54	62	62
Don't know	7	6	8	8	7	7	6	9

Region

%	Total	Atl	Que	ON	Man/Sask	AB	BC	English	French
Sample	1208	99	304	450	53	141	161	935	273
Approve	31	19	26	35	30	40	29	33	24
Disapprove	62	73	66	58	66	50	66	61	66
Don't know	7	9	8	7	3	10	5	7	9

Federal Vote Preference

%	Total	Conservative	Liberal	NDP	Green	Bloc	Other Parties
Sample	1208	320	303	353	67	55	58
Approve	31	86	14	7	27	22	14
Disapprove	62	9	77	88	71	72	68
Don't know	7	5	9	5	3	5	18

180 Bloor Street W., #1400
Toronto, ON M5S 2V6
T 416.960.9600
F 416.960.9602

NEWS RELEASE



FORUM RESEARCH INC.

MEDIA INQUIRIES:

Lorne Bozinoff, President
 lbozinoff@forumresearch.com
 416.960.9603

TORONTO
July 21st, 2015

Tom Mulcair Approval

‘Do you approve or disapprove of the job Tom Mulcair is doing as Leader of the Opposition?’

[All Respondents]

Age / Gender

%	Total	18-34	35-44	45-54	55-64	65+	Male	Female
Sample	1208	209	148	219	294	338	646	562
Approve	50	42	53	51	55	55	53	47
Disapprove	24	27	22	19	25	24	28	20
Don't know	26	31	25	30	21	20	19	33

Region

%	Total	Atl	Que	ON	Man/Sask	AB	BC	English	French
Sample	1208	99	304	450	53	141	161	935	273
Approve	50	42	60	51	38	34	51	47	61
Disapprove	24	23	18	23	28	37	24	26	17
Don't know	26	35	22	26	34	29	25	27	22

Federal Vote Preference

%	Total	Conservative	Liberal	NDP	Green	Bloc	Other Parties
Sample	1208	320	303	353	67	55	58
Approve	50	26	49	80	34	47	31
Disapprove	24	45	21	7	29	24	34
Don't know	26	29	30	12	38	29	35

180 Bloor Street W., #1400
 Toronto, ON M5S 2V6
 T 416.960.9600
 F 416.960.9602

NEWS RELEASE



FORUM RESEARCH INC.

MEDIA INQUIRIES:

Lorne Bozinoff, President
lbozinoff@forumresearch.com
416.960.9603

TORONTO
July 21st, 2015

Justin Trudeau Approval

'Do you approve or disapprove of the job Justin Trudeau is doing as leader of the Liberal Party?'

[All Respondents]

Age / Gender

%	Total	18-34	35-44	45-54	55-64	65+	Male	Female
Sample	1208	209	148	219	294	338	646	562
Approve	38	39	37	37	44	35	37	39
Disapprove	44	44	42	45	40	47	49	39
Don't know	18	17	21	18	16	19	14	22

Region

%	Total	Atl	Que	ON	Man/Sask	AB	BC	English	French
Sample	1208	99	304	450	53	141	161	935	273
Approve	38	51	31	41	53	26	38	40	30
Disapprove	44	34	46	45	37	47	42	43	47
Don't know	18	15	23	15	10	26	19	17	23

Federal Vote Preference

%	Total	Conservative	Liberal	NDP	Green	Bloc	Other Parties
Sample	1208	320	303	353	67	55	58
Approve	38	10	82	33	32	19	26
Disapprove	44	77	10	41	44	69	49
Don't know	18	13	8	26	24	12	25

180 Bloor Street W., #1400
Toronto, ON M5S 2V6
T 416.960.9600
F 416.960.9602

NEWS RELEASE



FORUM RESEARCH INC.

MEDIA INQUIRIES:

Lorne Bozinoff, President
 lbozinoff@forumresearch.com
 416.960.9603

Expected Federal Election Party Winner

'Which party do you expect to win the next federal election?'

[All Respondents]

Age / Gender

%	Total	18-34	35-44	45-54	55-64	65+	Male	Female
Sample	1208	209	148	219	294	338	646	562
Conservative	30	27	32	30	26	37	34	26
Liberal	24	26	22	26	26	21	22	26
New Democratic	29	31	29	29	31	25	30	28
Green	2	3	0	2	2	2	2	2
Bloc Quebecois	2	3	2	0	2	2	2	2
Another Party	2	3	1	2	2	2	2	2
Don't know	11	8	14	11	10	12	9	13

Region

%	Total	Atl	Que	ON	Man/Sask	AB	BC	English	French
Sample	1208	99	304	450	53	141	161	935	273
Conservative	30	25	24	32	23	38	34	32	24
Liberal	24	38	22	27	27	19	16	26	19
New Democratic	29	20	37	24	38	25	32	27	37
Green	2	1	1	2	1	1	5	2	1
Bloc Quebecois	2	0	6	1	0	1	1	1	7
Another Party	2	1	1	1	3	4	3	2	2
Don't know	11	15	9	12	8	12	9	11	10

Federal Vote Preference

%	Total	Conservative	Liberal	NDP	Green	Bloc	Other Parties
Sample	1208	320	303	353	67	55	58
Conservative	30	81	16	11	10	16	23
Liberal	24	8	59	12	22	13	19
New Democratic	29	4	16	65	28	33	9
Green	2	0	1	0	18	1	8
Bloc Quebecois	2	0	0	1	0	28	3
Another Party	2	1	1	0	1	0	26
Don't know	11	6	6	10	22	10	12

TORONTO
July 21st, 2015

180 Bloor Street W., #1400
 Toronto, ON M5S 2V6
 T 416.960.9600
 F 416.960.9602

NEWS RELEASE



FORUM RESEARCH INC.

MEDIA INQUIRIES:

Lorne Bozinoff, President
 lbozinoff@forumresearch.com
 416.960.9603

TORONTO
July 21st, 2015

Best Prime Minister

'Regardless of which party you plan to vote for, who do you think would make the best Prime Minister?'

[All Respondents]

Age / Gender

%	Total	18-34	35-44	45-54	55-64	65+	Male	Female
Sample	1208	209	148	219	294	338	646	562
Stephen Harper	25	23	22	27	22	33	29	22
Justin Trudeau	20	21	22	16	23	19	18	22
Tom Mulcair	29	22	29	33	32	31	31	26
Elizabeth May	6	12	3	5	7	2	5	8
Gilles Duceppe	4	5	4	5	3	4	4	5
None of these	9	11	10	10	8	7	9	9
Don't know	6	6	9	4	4	5	3	8

Region

%	Total	Atl	Que	ON	Man/Sask	AB	BC	English	French
Sample	1208	99	304	450	53	141	161	935	273
Stephen Harper	25	13	21	29	20	37	23	27	21
Justin Trudeau	20	30	14	23	23	14	20	22	13
Tom Mulcair	29	23	37	30	19	16	29	26	37
Elizabeth May	6	12	2	4	24	7	9	8	0
Gilles Duceppe	4	2	13	0	4	2	4	2	14
None of these	9	12	6	9	6	18	10	10	7
Don't know	6	9	7	5	2	6	6	5	8

Federal Vote Preference

%	Total	Conservative	Liberal	NDP	Green	Bloc	Other Parties
Sample	1208	320	303	353	67	55	58
Stephen Harper	25	80	7	5	11	22	8
Justin Trudeau	20	3	56	9	21	4	14
Tom Mulcair	29	5	17	67	16	23	4
Elizabeth May	6	1	9	6	19	0	9
Gilles Duceppe	4	2	1	4	0	35	7
None of these	9	6	5	4	18	10	48
Don't know	6	2	4	5	15	6	9

180 Bloor Street W., #1400
 Toronto, ON M5S 2V6
 T 416.960.9600
 F 416.960.9602

NEWS RELEASE



FORUM RESEARCH INC.

MEDIA INQUIRIES:

Lorne Bozinoff, President
 lbozinoff@forumresearch.com
 416.960.9603

TORONTO
July 21st, 2015

Next Federal Election: Most Important Issue

‘Which of the following will be the most important single issue in the next federal election?’

[All Respondents]

Age / Gender

%	Total	18-34	35-44	45-54	55-64	65+	Male	Female
Sample	1208	209	148	219	294	338	646	562
Jobs and growth	26	23	31	30	24	22	27	25
Pipelines and the environment	12	12	13	11	10	11	12	11
National security and the war in Iraq	5	4	7	3	4	4	4	5
Law and order and being tough on crime	6	8	2	7	5	10	6	7
Keeping taxes low	12	10	14	10	12	12	11	12
Ethics and transparency in government	17	16	15	17	16	21	18	16
Time for a change	15	17	9	14	20	16	14	16
Something else	8	10	9	7	8	4	8	8

Region

%	Total	Atl	Que	ON	Man/Sask	AB	BC	English	French
Sample	1208	99	304	450	53	141	161	935	273
Jobs and growth	26	35	27	28	13	25	20	26	27
Pipelines and the environment	12	4	14	10	14	8	19	11	14
National security and the war in Iraq	5	1	4	6	0	4	4	5	4
Law and order and being tough on crime	6	6	6	7	12	6	4	6	8
Keeping taxes low	12	13	12	12	14	10	8	11	12
Ethics and transparency in government	17	17	16	15	19	22	19	17	17
Time for a change	15	16	13	17	17	14	13	16	13
Something else	8	10	6	5	11	12	14	8	6

180 Bloor Street W., #1400
 Toronto, ON M5S 2V6
 T 416.960.9600
 F 416.960.9602

NEWS RELEASE



FORUM RESEARCH INC.

MEDIA INQUIRIES:

Lorne Bozinoff, President
 lbozinoff@forumresearch.com
 416.960.9603

Federal Vote Preference

%	Total	Conservative	Liberal	NDP	Green	Bloc	Other Parties
Sample	1208	320	303	353	67	55	58
Jobs and growth	26	34	26	23	21	24	14
Pipelines and the environment	12	7	9	15	28	13	11
National security and the war in Iraq	5	11	2	1	2	7	6
Law and order and being tough on crime	6	11	6	4	7	5	7
Keeping taxes low	12	19	10	8	10	11	13
Ethics and transparency in government	17	9	17	22	14	15	27
Time for a change	15	2	24	20	11	15	12
Something else	8	8	6	8	7	9	10

TORONTO

July 21st, 2015

180 Bloor Street W., #1400
 Toronto, ON M5S 2V6
 T 416.960.9600
 F 416.960.9602

NEWS RELEASE



FORUM RESEARCH INC.

MEDIA INQUIRIES:

Lorne Bozinoff, President
 lbozinoff@forumresearch.com
 416.960.9603

TORONTO
July 21st, 2015

Voting for a Different Party in the 2015 Federal Election

‘Do you plan to vote for a different party in the 2015 federal election than you did in the 2011 federal election or not?’

[All Respondents]

Age / Gender

%	Total	18-34	35-44	45-54	55-64	65+	Male	Female
Sample	1208	209	148	219	294	338	646	562
Plan to vote for a different party	39	40	42	38	42	31	40	37
Do not plan to vote for another party	42	32	42	44	42	54	41	42
Don't know	15	17	15	16	14	14	14	17
Didn't vote in 2011	4	11	1	2	2	1	4	4
Won't vote in 2015	0	0	0	0	0	1	0	0

Region

%	Total	Atl	Que	ON	Man/Sask	AB	BC	English	French
Sample	1208	99	304	450	53	141	161	935	273
Plan to vote for a different party	39	37	38	36	42	42	45	39	38
Do not plan to vote for another party	42	29	44	45	36	41	39	41	44
Don't know	15	26	14	15	21	11	14	16	13
Didn't vote in 2011	4	7	4	4	1	5	3	4	6
Won't vote in 2015	0	1	0	0	0	1	0	0	0

Federal Vote Preference

%	Total	Conservative	Liberal	NDP	Green	Bloc	Other Parties
Sample	1208	320	303	353	67	55	58
Plan to vote for a different party	39	15	40	54	53	23	53
Do not plan to vote for another party	42	69	38	34	22	63	12
Don't know	15	11	18	8	19	3	34
Didn't vote in 2011	4	5	4	3	5	11	1
Won't vote in 2015	0	0	0	0	0	0	0

180 Bloor Street W., #1400
 Toronto, ON M5S 2V6
 T 416.960.9600
 F 416.960.9602

NEWS RELEASE



FORUM RESEARCH INC.

For more information:

Lorne Bozinoff, Ph.D.

President

Forum Research Inc.

Tel: (416) 960-9603

Fax: (416) 960-9602

E-mail: lbozinoff@forumresearch.com

MEDIA INQUIRIES:

Lorne Bozinoff, President

lbozinoff@forumresearch.com

416.960.9603

TORONTO

July 21st, 2015

180 Bloor Street W., #1400

Toronto, ON M5S 2V6

T 416.960.9600

F 416.960.9602